

## ZKBioSecurity - Adding Devices to Access Levels

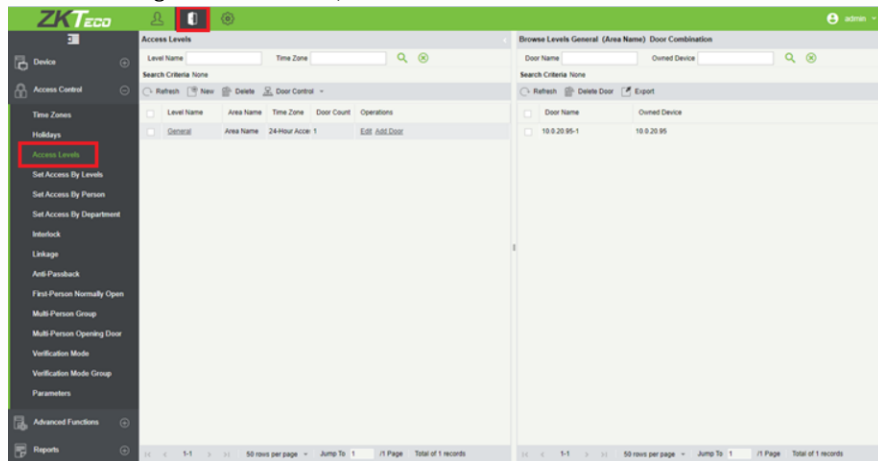
Following are steps to take when you add devices to Access Levels.

Access levels indicate that one or several selected doors can be opened by verification of a combination of the different people within a certain time zone.

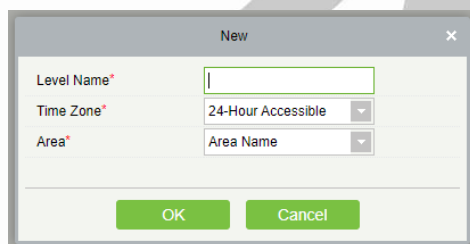
Navigate to Access Levels

Access > Access control > Access Levels

When creating an Access Level, click on New.

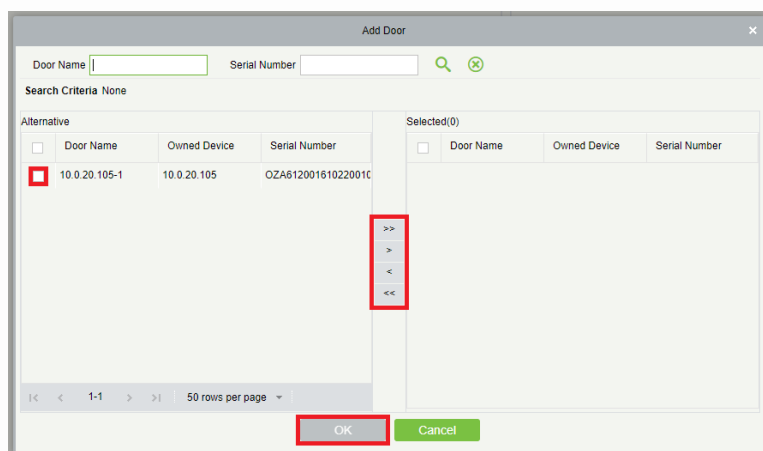


You will need to fill in the relative fields, marked with a \*.



Once your Access Level is created you can add Devices to the Access Level.

Select the doors (tick the tick box) you want to add to the Access Level and move them to the "Selected" tab on the right, using the arrows. Select OK



Click OK. Your device is added to the Access Level.