

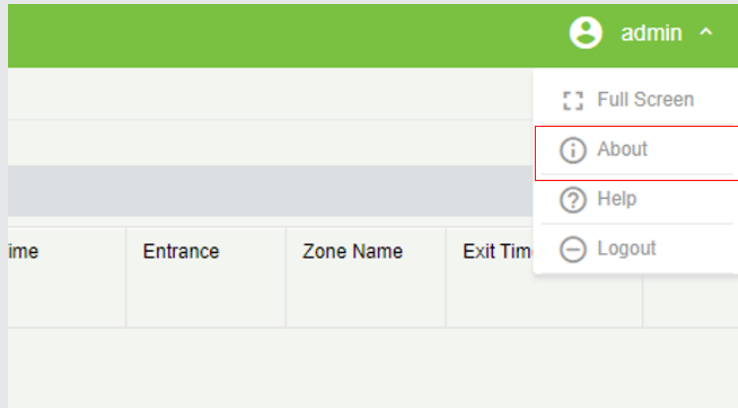
ZKBioSecurity – Export license and reimport license

I need to move my ZKBioSecurity to another PC/service. You need to export the license and reimport it again.

Following are steps to take when you export and reimport the license

Admin > About

This is in the right-hand top corner



Click on the Export Existing license

ZKTeco
 Version ZKBioSecurity V5000 4.0.0 R Details Package Bits 64
 License Information (License ID : 41322 Authorized Company : ZKTeco) Details

Item	Status	Available/Total Points	Expiration Date
Access	Activated	12/25Door(s)	2048-08-31
al_module	Activated	2Points	2048-08-31
Attendance	Activated	10/10T&A Device; 0/0Parking LPR Camera; 10/10Access Control Door; 0/0Face Kiosk; 5/5VMS attendance; 5Video attendance	2048-08-31
Elevator(Online)	Activated	5/5Device(s)	2048-08-31
Visitor	Activated	0/1Entries 5000Visitors/Month	2048-08-31
Parking(LPR)	Activated	1/2Points	2048-08-31
Patrol	Activated	5/5Points	2048-08-31
Video	Activated	10/10Channel(s) (Support Onvif)	2048-08-31
vms_module	Activated	10Channel(s) (Support Onvif)	2048-08-31
Consumption	Activated	2/2Points	2048-08-31
FaceKiosk	Activated	0/2Points	2048-08-31

Activation
[Online Activation](#) [Offline Activation](#) [Online Update](#) [Cancel](#)

Reinstall the system
[Export existing license](#) [Import an existing license](#)

The browsers we recommended
 Internet Explorer11+Firefox27+Chrome33+Edge

ZKTeco Copyright 2021

File in the username and password

Click on Confirm

The file will be downloaded to your Download Folder

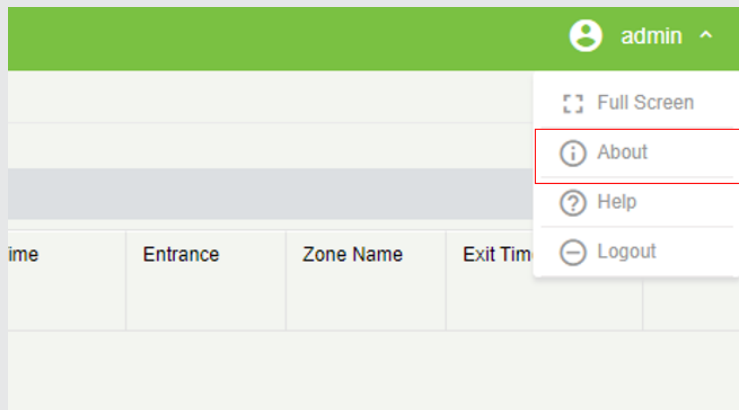


ZKBioSecurity

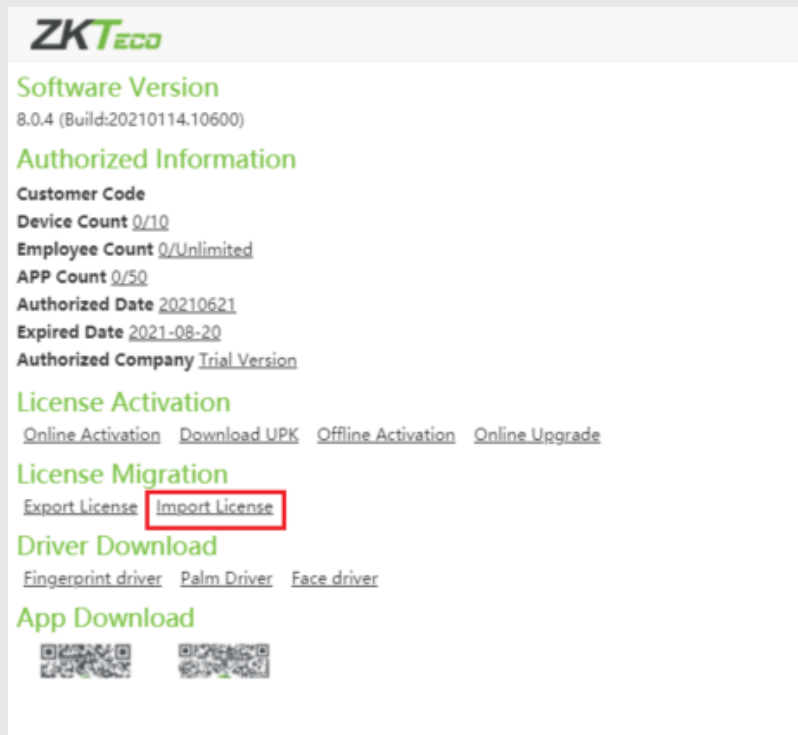
Re import license file

Admin > About

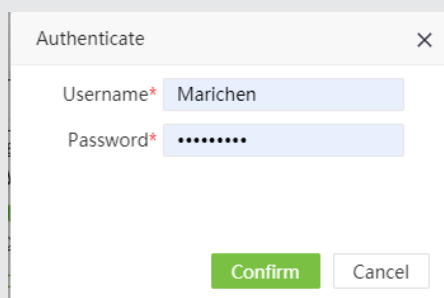
This is in the right-hand top corner



Click on the license migration import license



File in the username and password



Click on Confirm

License file: Import the XX-license.xml file that you have export on the other software.

Import License ×

License File* No file chosen

File name should end with -License.xml

Click Active.