

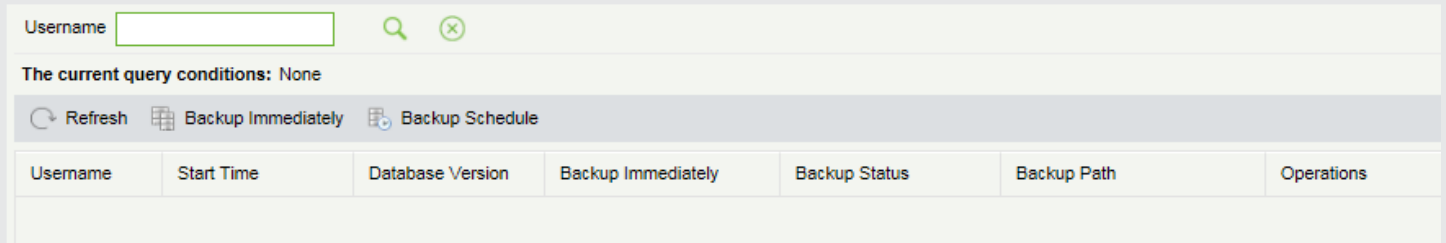
## ZKBiosecurity – Backup and Restore



### Backup

Following are steps to take when you do a backup




To backup your software information, so you have your locking and users if the software gets corrupt or deleted.

System → Database Management Backup Database to backup database



Username   

The current query conditions: None

 Refresh  Backup Immediately  Backup Schedule

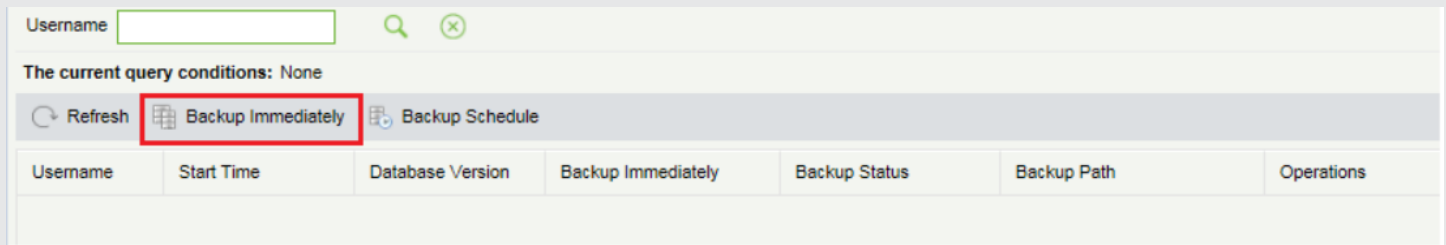
Username	Start Time	Database Version	Backup Immediately	Backup Status	Backup Path	Operations
----------	------------	------------------	--------------------	---------------	-------------	------------



All history operation logs about database backup are displayed on this page. You can refresh, backup and schedule backup database as required.

2 Ways to backup your database.




### Backup Immediately

Select Back up Immediately



Username   

The current query conditions: None

 Refresh  Backup Immediately  Backup Schedule

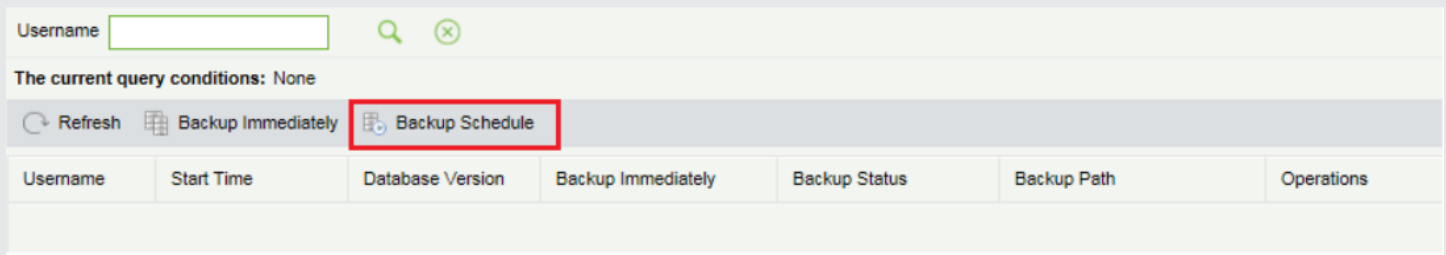
Username	Start Time	Database Version	Backup Immediately	Backup Status	Backup Path	Operations
----------	------------	------------------	--------------------	---------------	-------------	------------



Backup database to the path set in installation right now.

And click ok.




**NB. The default backup path for the system is the path selected during the software installation**

### Back Schedule



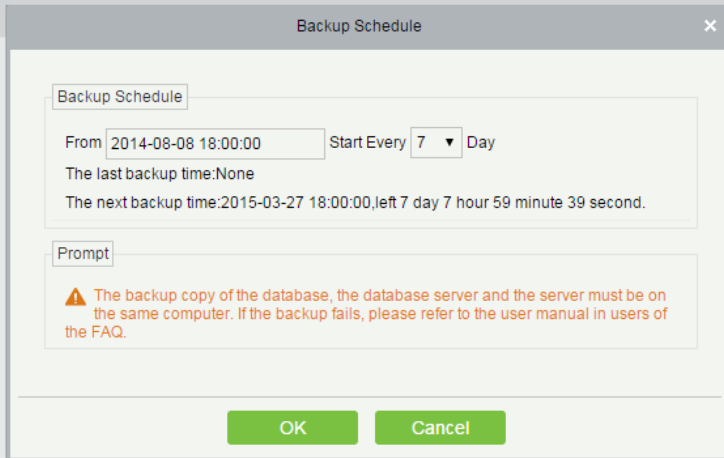
Username   

The current query conditions: None

 Refresh  Backup Immediately  Backup Schedule

Username	Start Time	Database Version	Backup Immediately	Backup Status	Backup Path	Operations
----------	------------	------------------	--------------------	---------------	-------------	------------

Set the date when you want the backup to start and do you want to back up every 7<sup>th</sup> day.

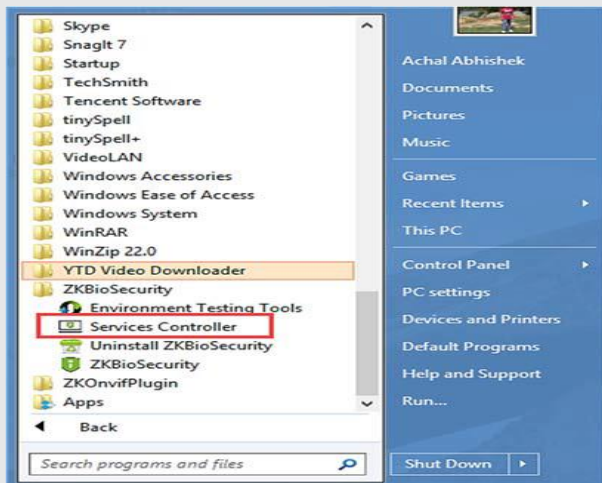


Click ok

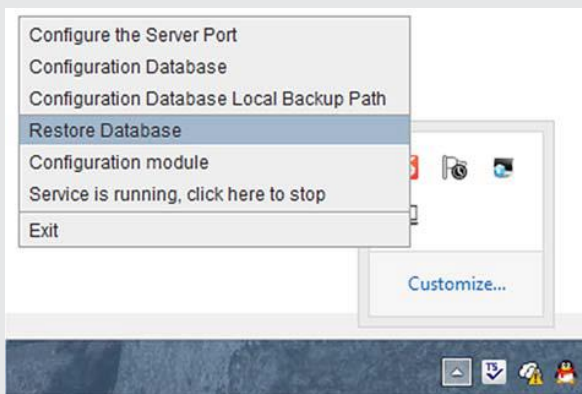
**Restore**

Following are steps to take when you do a Restore

Select the Windows start menu and select ZKBioSecurity > Service Controller



In your taskbar, there will be an Icon from the Service Controller. Right-click on the service controller and select restore Database



In the popup window, click "Browse" to choose the backup file to restore the database

**NB. Before your restore, it is recommended that you backup your database first to avoid data loss.**