

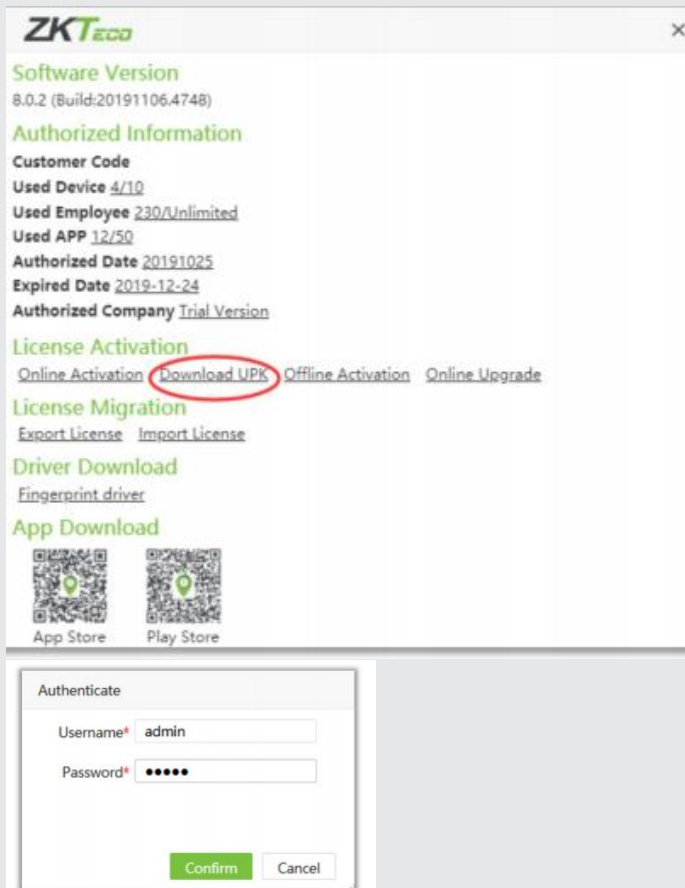
Biotime 8 – License - Offline Activation

Following are steps to take when your server doesn't have internet and you need to do offline license activation

On the Login page, click About.



Click **Download UPK**, then fill in the authentication information, which includes the super admin's username and password.



Fill in the registration information, click Browse to select the file XX_SN.xml, which is received from the sales, and click Generate.

Download UPK

Company* ZKTeco

Country* China City* Xiamen

Email* 329533929@qq.com Address* Xiamen

Contact Person Wendy Telephone 0592-123456

Industry Manufacturing Supplier ZKTeco

SN File* D:\HQ Testing License-5(Browse...
File name should be end with -SN.xml


Generate Cancel

A upk file will be created and saved to your Downloads. XX_upk.xml

Website – Create the offline license

Access ZKTeco official website <https://www.zkteco.co.za>, License Activation is available under Downloads - Software

Click on the offline activation Button



Update Alert
Version 8.0.4 now available.

BioTime 8.0.4 : a powerful web-based time and attendance management software that provides a stable connection to ZKTeco's standalone push communication devices by Ethernet/Wi-Fi/GPRS/3G and working as a private cloud to offer employee self-service by mobile application and web browser.

BioTime 8.0 comes with an intuitive user interface that is able to manage timetable, shift and schedule and can easily generate attendance report.

Demo : <http://time.xmzkteco.com:8097/>
Username : admin
Password : admin

[USER MANUAL](#) [APP USER MANUAL](#) [TRY FREE](#) [Offline Activation](#)

The tab takes you to the ZKTeco.com website, please fill in your username and password or register yourself.

ZKTeco Smart Identity Smart Entrance Control Smart Office Green Label Solution Support How to Buy Search

Home Page > Support > License Activation

- ZKBioSecurity Offline Activation License [Download](#)
For software offline activation, you can download software license here.
- ZKBioAccess Offline Activation License [Download](#)
For software offline activation, you can download software license here.
- ZKAccess3.5 Public License [Download](#)
You can get a public key to activate ZKAccess3.5 access control module which supports the maximum of 2000 users and 25 doors.
- BioTime8.0 Offline Activation License [Download](#)
For software offline activation, you can download software license here.

Click on the Biotime8 Offline Activation License.

Home Page > Support > License Activation > BioTime8.0 Offline Activation License


SN File	Select File	No files were selected
UPK File	Select File	No files were selected

[Download](#) [Cancel](#)

Notes

1. SN file and UPK file need to be uploaded at the same time to get the License file.
2. Make sure SN hasn't been activated by online mode before in your software.
3. SN file format is XX-SN.xml, Please contact your sales to get SN file.
4. UPK file format is XX_upk.xml, it is generated from software offline activation mode.
5. Ensure that you are using a matching SN and UPK.

You can download below user manual to check detailed operation steps.

 [BioTime 8.0 Offline License Self-help Activation UserManual.pdf](#)

Upload the License that was emailed to you on the SN file. XX_SN.xml

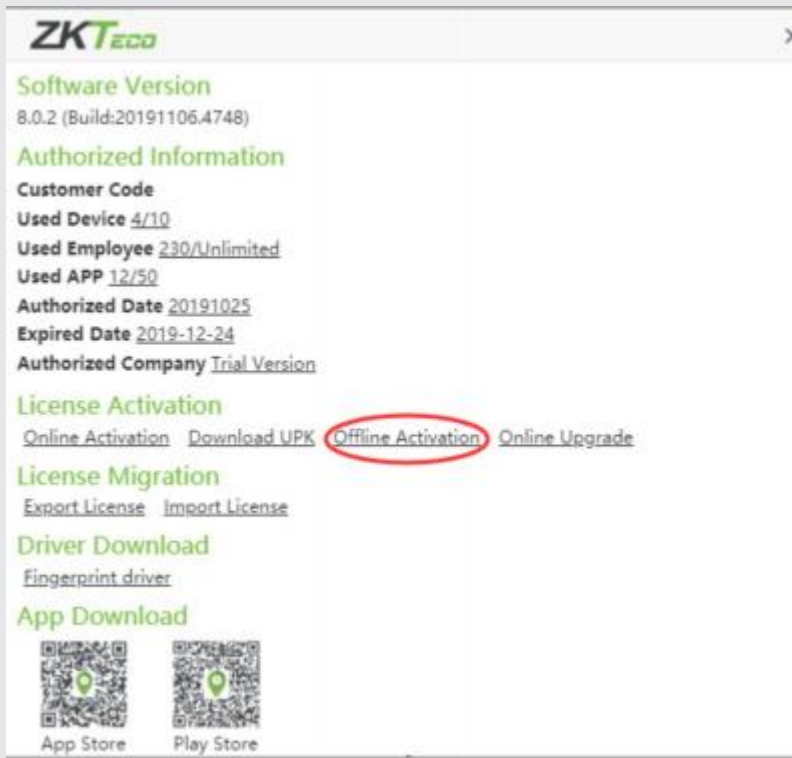
Upload the UPK that was created from the Software. XX_upk.xml

Click on Download.

A License file will be downloaded to your PC. XX_License.xml

Back to the Software – to upload the offline license

Select Offline Activation, and fill in the authentication information, which includes the super admin's username and password.



The screenshot shows the ZKTeco software interface with the following sections:

- Software Version:** 8.0.2 (Build:20191106.4748)
- Authorized Information:**
 - Customer Code
 - Used Device 4/10
 - Used Employee 230/Unlimited
 - Used APP 12/50
 - Authorized Date 20191025
 - Expired Date 2019-12-24
 - Authorized Company Trial Version
- License Activation:** Online Activation, Download UPK, **Offline Activation** (circled in red), Online Upgrade
- License Migration:** Export License, Import License
- Driver Download:** Fingerprint driver
- App Download:** App Store, Play Store

Authenticate

Username*

Password*

Click the Browse button to select the file XX_License.xml, click Active, then you will successfully activate your software.

Offline Activation ✕

License File*

File name should be end with -License.xml